


# WestAir

AIR COMPRESSORS

## PRODUCT CATALOGUE

**KOHLER**®  
*POWERED by*  
**HONDA**™

**YANMAR**



NOW  
WITH

7

YEAR  
PUMP  
WARRANTY\*

WESTAIR COMPRESSORS  
4 MEARES WAY, CANNING VALE WA 6155 PHONE: +61 8 9418 8008  
WEB: [www.westaircompressors.com.au](http://www.westaircompressors.com.au) EMAIL: [sales@westair.net.au](mailto:sales@westair.net.au)



# AIRSTREAM - ELECTRIC SINGLE PHASE BELT DRIVE



## AIRSTREAM

BY WESTAIR

Our *AIRSTREAM* range has been designed as an entry level range suitable for home use up to light commercial applications.

The 240v single phase AirStream range use AS1210 air receivers and a combination of V-twin cast iron and 2 cylinder side by side aluminium pumps. This range offers an excellent alternative in less demanding applications.

### KEY FEATURES

- Portable 3 wheel design
- AS1210 Design Registered pressure vessels
- Stainless steel reed valves
- Adjustable pressure switch
- High flow wire belt guard

Suitable for a range of small air tools and applications such as:

- 1/2" drive impact guns
- Truck tyre inflator
- Medium blow guns
- High/low pressure spray guns
- Small air hammer
- Plasma cutter
- Nail guns (coil)
- Grease gun



Model	DISP CFM	FAD CFM	FAD L/M	MAX PSI	HP	POWER CIRCUIT REQ'D	CYL	TANK (L)	WEIGHT (kg)	(LxWxHcm)	NOISE LEVEL
ASE12/100	11.5	7.4	210	120	2.2	10 AMP	2	96	85	110 x 41 x 86	75
ASE16/100*	15.4	10.6	300	120	3	15 AMP	2	96	85	110 x 41 x 86	75

\*Requires dedicated 15amp circuit

Warranty: • 1 year unit warranty

**AIRSTREAM**  
BY WESTAIR

# WESTAIR - ELECTRIC SINGLE PHASE BELT DRIVE

Our heavy duty belt drives are made for serious industrial applications. Slow revving, bulletproof cast iron pumps, low amp draw motors and German Condor pressure switches.



WE12/70



WE18/120



WE18/70

## KEY FEATURES

- Heavy duty slow revving pumps
- AS1210 air receivers
- Stainless steel reed valves
- Low amp draw single phase motors
- German Condor pressure switches

Suitable for a range of air tools such as:

- 1/2" drive impact guns
- Small air hammer
- Truck tyre inflator
- Plasma cutter
- Medium blow guns
- Nail guns (coil)
- High/low pressure spray guns
- Grease gun

Model	DISP CFM	FAD CFM	FAD L/M	MAX PSI	HP	ELECTRICAL SUPPLY	CYL	TANK (L)	WEIGHT (kg)	(LxWxHcm)	NOISE LEVEL
WE12/70	11.2	8.3	235	120	2.3	10 AMP	2	70	80	100x38x74	75
WE18/70*	15.1	11.3	320	120	3	15 AMP	3	70	80	100x38x74	75
WE18/120*	15.1	11.3	320	120	3	15 AMP	3	120	150	135x46x86	75

\*Require dedicated 15amp circuit

Warranty: • Pump 7 years • Tank 7 years • Motor & electrics 1 year

# WESTAIR - ELECTRIC 3 PHASE BELT DRIVE



WA20/120

Our heavy duty 3 phase electric belt drives are designed to meet a wide range of industrial applications. Slow revving, low amp draw, MEPS 2 compliant motors, and fully adjustable German Condor pressure switches across all models.

**\*\*Selected models are also available in 480 volt Rural Power.\*\***



WA27/120

## KEY FEATURES

- Heavy duty slow revving pumps
- AS1210 air receivers
- Stainless steel reed valves
- MEPS 2 high efficiency 3 phase motors
- German Condor pressure switches



WA45/200



WA65/250

Model	DISP CFM	FAD CFM	FAD L/M	MAX PSI	HP	ELECTRICAL SUPPLY	CYL	TANK (L)	WEIGHT (kg)	(LxWxHcm)	NOISE LEVEL
WA20/120	19.2	12.7	360	135	4	20AMP	3	116	140	135 x 40 x 85	77
WA27/120	26.3	18.0	509	135	5.5	20AMP	2	116	160	135 x 45 x 85	79
WA35/120	34.0	28.3	803	135	7.5	20AMP	3	116	175	135 x 50 x 100	79
WA35/200	34.0	28.3	803	135	7.5	20AMP	3	200	220	175 x 50 x 110	79
WA45/200	42.5	35.8	1,012	135	10	20AMP	3	200	270	175 x 50 x 110	80
WA65/250	64.5	52	1,472	135	15	32AMP	4	250	295	175 x 50 x 110	84

\* WA27/120,& WA35/200 all available with rural power

**Warranty:** • Pump 7 years • Tank 7 years • Motor & electrics 1 year




# WESTAIR - PORTABLE HONDA PETROL

Our WP18-TT and WP20/70 models offer slow revving, high output pumps, with replaceable element intake air filters with full engine auto idle. Factory set at 125psi cut out, but can be adjusted to 145psi as required.

Suitable for a range of air tools such as:

- 1/2" to 3/4" drive impact guns
- Small air hammer
- Plasma cutter
- Nail guns (coil)
- Grease gun
- Truck tyre inflator
- Medium blow guns
- High/low pressure spray guns



WP18-TT



## KEY FEATURES

- Heavy duty slow revving pumps
- AS1210 air receivers
- Stainless steel reed valves
- Genuine Honda petrol engines
- Full engine auto idle
- Replaceable cartridge element intake air filters

**POWERED by**  
**HONDA™**



WP20/70

Model	DISP CFM	FAD CFM	FAD L/M	MAX PSI	HP	ENGINE	CYL	TANK (L)	WEIGHT (kg)	(LxWxHcm)	NOISE LEVEL
WP18-TT	16.1	11.6	350	140	6.5	GX200	3	68	50	50 x 55 x 60	80
WP20/70	20.2	14.7	416	145	6.5	GX200	3	68	83	94 x 32 x 76	82

*Warranty • Engine 3 years • Tank 7 years • All other parts 1 year*

# WESTAIR - STATIONARY HONDA PETROL



WP27/120


Powered by the legendary Honda engines, our Petrol range of stationary air compressors are designed to tackle a wide range of applications, where power isn't available.

All stationary Honda powered compressors feature a full auto idle system factory set at 125psi cutout but can be adjusted to 145psi if required.

**POWERED by**  
**HONDA™**



WP38/120



WP48/120

## KEY FEATURES

- Heavy duty slow revving pumps
- AS1210 air receivers
- Stainless steel reed valves
- Genuine Honda petrol engines
- Full engine auto idle
- Replaceable cartridge element intake air filters
- Electric start engines with or without battery and leads are available as optional extras \*\*costs apply\*\*



Model	DISP CFM	FAD CFM	FAD L/M	MAX PSI	HP	ENGINE	CYL	TANK (L)	WEIGHT (kg)	(LxWxHcm)	NOISE LEVEL
WP20/120	20.2	14.7	416	145	5.5	GX200	3	116	128	130 x 45 x 84	82
WP27/120	28.3	22.1	625	145	8.5	GX270	2	116	180	130 x 45 x 92	85
WP38/120	37.6	29.0	820	145	11.7	GX390	3	116	190	130 x 45 x 97	85
WP48/120	48.1	40.2	1137	145	11.7	GX390	3	116	210	130 x 45 x 97	85

Warranty: • Pump 7 years • Engine 3 years • Tank 7 years • All other parts 1 year



# WESTAIR - KOHLER PETROL

Powered by Electric Start Kohler petrol engines and backed by a long 3 year warranty, the Westair range of Kohler powered portable, and stationary air compressors are designed to tackle a wide range of applications, where power isn't available. All Kohler powered compressors feature full engine auto idle system factory set at 125psi cutout, adjustable to 145psi if required .



WP38/120K



WP20/70K



WP50/120K

## KEY FEATURES

- Heavy duty slow revving pumps
- AS1210 air receivers
- Stainless steel reed valves
- Genuine Kohler petrol engines
- Full engine auto idle
- Replaceable cartridge element intake air filters

# KOHLER®

Model	DISP CFM	FAD CFM	FAD L/M	MAX PSI	HP	ENGINE	CYL	TANK (L)	WEIGHT (kg)	(LxWxHcm)	NOISE LEVEL
WP20/70K	20.2	14.7	416	145	7	CH270	3	70	83	94 x 32 x 76	82
WP27/70K	28.3	22.1	625	145	9.5	CH395	2	70	87	105 x 40 x 85	85
WP38/120K	37.6	29.0	820	145	9.5	CH440	3	110	193	130 x 45 x 97	85
WP50/120K	52.6	41.4	1172	145	14	CH440	3	120	213	130 x 45 x 109	85

Electric start complete with battery and leads as standard on all Kohler petrol models.

**Warranty:** • Pump 7 years • Engine 3 years • Tank 7 years • All other parts 1 year

# WESTAIR - DIESEL



WD20/70



WD20/120

The Westair diesel powered range of air compressors can be fitted by Electric Start Kohler or Yanmar diesel engines. Backed by a 3 year warranty, the Westair range of Diesel portable and stationary air compressors are designed to tackle a wide range of applications, where power isn't available.

All WestAir diesel powered compressors feature full engine auto idle system factory set at 135psi cutout but can be adjusted to 145psi as required. As well as slow revving cast iron pumps, with replaceable element air filters and AS1210 air receivers.



WD48/120

**KOHLER** Diesel  
**YANMAR**

## KEY FEATURES

- Heavy duty slow revving pumps
- AS1210 air receivers
- Stainless steel reed valves
- Full engine auto idle
- Replaceable cartridge element intake air filters
- Electric start engines fitted as standard - battery and leads available at an additional cost

Model	DISP CFM	FAD CFM	FAD L/M	MAX PSI	HP	ENGINE	CYL	TANK (L)	WEIGHT (kg)	(LxWxHcm)	NOISE LEVEL
WD20/70	20.2	14.7	416	145	4.7	KD225/L48	3	70	90	100 x 48 x 75	86
WD20/120	20.2	14.7	416	145	4.7	KD225/L48	3	116	130	130 x 45 x 88	86
WD27/120	26.1	18.6	526	145	7	KD350/L70	2	116	179	130x 45 x 95	89
WD38/120	37.6	29	820	145	10.3	KD440/L100	3	116	205	130 x 45 x 103	90
WD48/120	48.1	40.2	1137	145	12	KD440/L100	3	116	207	130 x 45 x 103	90

Electric start engine fitted as standard - battery and leads available at additional cost

**Warranty:** • Pump 7 years • Engine 3 years • Tank 7 years • All other parts 1 year





# WESTAIR - DIESEL ROTARY SCREW

Westair's latest diesel powered rotary screw compressors are Ideal for blowing down headers, running multiple pneumatic fence post drivers and many other tools that require large volume air. With 100% duty cycle, and powered by an ever reliable Kubota engine these compressors will keep going long after the job is done.

All WestAir diesel powered rotary screw compressors feature an after cooler, spillage free frame and low noise emissions. User friendliness and ease of servicibility was fundamental in the engineering and design of the range.



WD130-RS



## KEY FEATURES

- Single side service
- Low noise emissions
- 1500 hour air end service interval
- Aftercooler
- 3 Layer stackable

# Kubota

Model	CFM	m3/min	AFTER COOLER	MAX PSI	KW	ENGINE Kubota	CYL	TANK (L)	WEIGHT (kg)	(LxWxHmm)	NOISE LEVEL
WD130-RS	130	3.7	Yes	101	26.5	V1505	4	62	750	1870 x 950 x 1040	98
WD175-RS	175	5	Yes	101	32.5	V1505T	4	62	750	1870 x 950 x 1040	98

Warranty: • 12 Months. An additional 12 months is available with a service contract.

# WESTAIR - CUSTOM BUILDS




As an Australian manufacturer, we have the ability to custom design and engineer compressors to suit varying flow and pressure requirements; with or without a tank. Our fabrication team consistently strive to come up with new ideas and solutions for customers.

## MINE SPEC

We offer mine spec additions on all of our compressors. This is crucial to maintain compliance in high risk environments.

### Mine spec compressors can include:

- ASME certified and tagged relief valves
- Emergency stop
- Battery Isolator
- Start isolator
- Fire Extinguisher





# PNEUMATIC POST DRIVER



The pneumatic post driver air tool has been tested and proven on the harsh terrain of Central Australia, allowing building of long strained fencing in record times. It will drive star posts through bitumen, shale & black soil surfaces, as well as ironstone and sandstone. This air tool is easily dismantled for servicing, oiling and replacing the striking dolly, making it effortless to service!

## Features of the Post Driver include:

- Drives BHP Star Posts & Trellising Posts with ease. Also drives timber posts and tubular posts with additional attachments.
- Comes with a spare striking dolly, allen key, quick release coupling & 12mm brass tail.
- 12 MONTHS WARRANTY
- WEIGHT - 18kg's

## Optional Attachments:

- Various sized striking dollies and guides
- Adaptor dolly - tool holder
- Chisel, Pick, Bead Breaker
- Guide Post Drive Kits
- Air hose & fittings



Warranty: • 12 Months

# ABOUT US

WestAir Compressors is an Australian owned and locally operated company. We have been in the compressed air industry for over 25 years and have amassed over 100 years of combined experience.

We have one of the most comprehensive ranges of Air Compressors in the Australian market. Our Air Compressors are engineered for tough Australian conditions. We have supplied products into some of the toughest industrial, commercial and mining environments, making Westair Air Compressors a trusted brand amongst all industries.

We also carry in stock a comprehensive range of Refrigerated Air Dryers, premium quality Air Preparation Filters and both vertical and horizontal Air Receivers.



## OUR BRANDS

POWERED by  
**HONDA**  
**Kubota**

**AIRSTREAM**  
BY WESTAIR  
**KOHLER**

 **Chicago  
Pneumatic**  
 **YANMAR**

  
**WestAir**  
AIR COMPRESSORS

[www.westaircompressors.com.au](http://www.westaircompressors.com.au)